



# BiG X

600 · 700 · 770 · 850 · 1100

Precision-chop forage harvesters



# BiG X

600 · 700 · 770 · 850 · 1100

The ultra-strong class

i

- Modern, ergonomic design
- MAN engines with up to 1,110 hp certified output
- 6 intake rollers for boosted reliability and a top quality chop
- Universal MaxFlow chopping drums:  
20, 28 or 36 blades
- Biogas chopping drums: 40 or 48 blades
- KRONE VariStream: spring-loaded drum floor and accelerator backplate for a continuous crop flow
- KRONE StreamControl: crop stream adjusted via accelerator backplate
- EasyCollect 1053: Higher efficiency from wider widths  
14 rows of maize in one pass





**BiG X:**  
Setting new standards in chop quality, performance, handling and convenience.

Crop flow system	4
Intake system	6
Chopping assembly	8
Corn conditioner	14
VariStream	16
StreamControl	18
Headers	20
EasyFlow pick-up	22
XDisc direct cutting system	26
EasyCollect maize header	30
Engines	34
Driveline	38
Running gear	40
Cab	42
Equipment	44
Operator Assist systems	46
Technical data	50

# The crop flow system

A KRONE exclusive

- Top quality chop from 6 intake rollers
- High throughput with the Universal or Biogas chopping drum
- Continuous crop flow with VariStream
- Optionally adjustable crop throw via StreamControl
- Heavy-duty corn conditioner with large diameter rollers



## Chopping drum


- Universal MaxFlow chopping drum with 20, 28 or 36 blades
- Biogas drum with 40 or 48 blades

The right drum for the very best quality chop

## Intake system

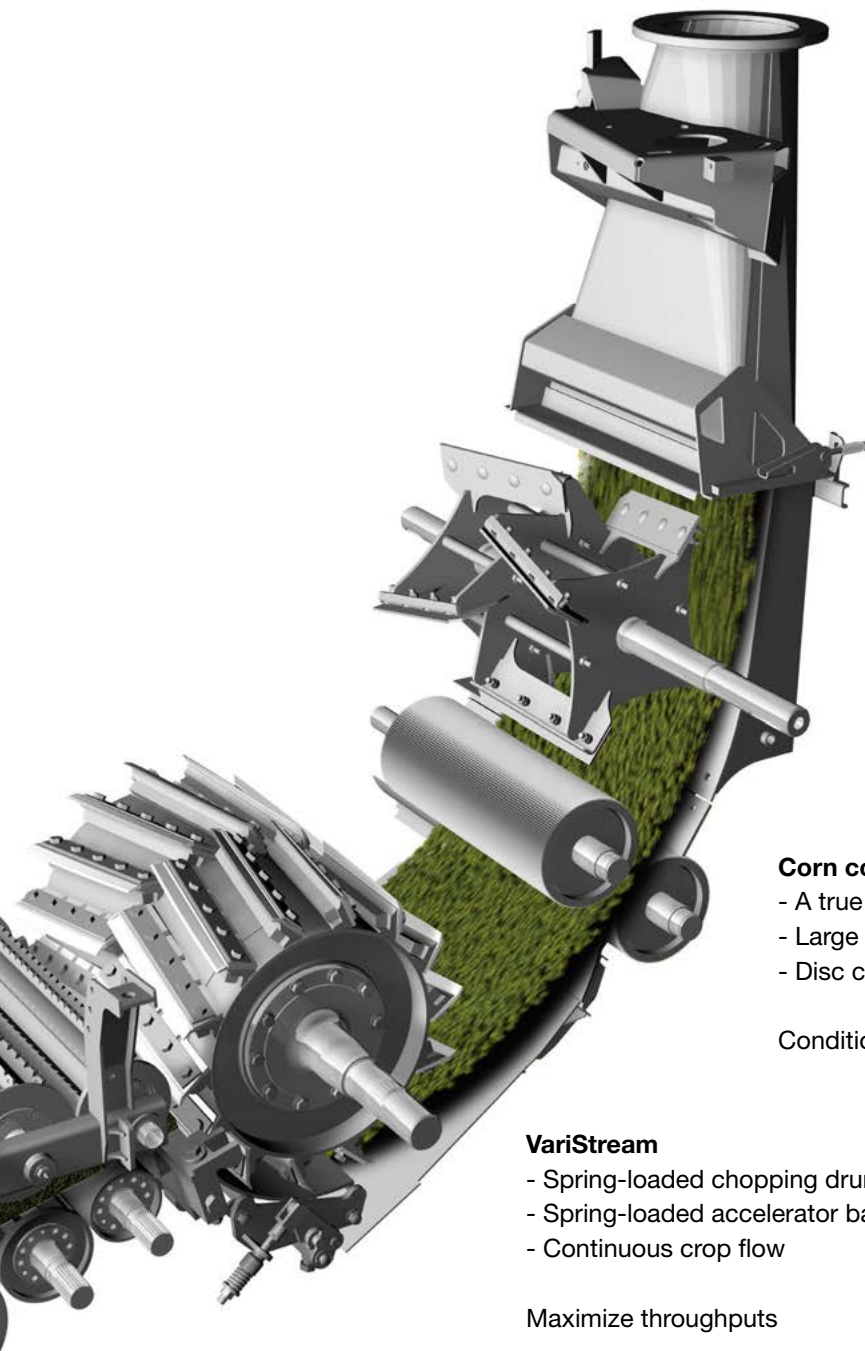
- 6 intake rollers
- Additional protection against foreign objects
- Hydraulic drive
- Steplessly variable LOC

Perfectly protected for an optimum length of chop



# BiG X delivers more

When you're looking to maximize throughput, the technology must be up to the job. That's where the BiG X models from KRONE come in: precision-chop forage harvesters that deliver an exceptional quality cut, maximum throughput and impressive comfort and convenience. All courtesy of the direct crop flow system and a wealth of innovative details that meet the needs of the successful contractor and make light work of the job.



## **StreamControl**

- Powerful crop accelerator
- Adjustable crop throw
- Precision filling, even with trailer following behind
- Highly fuel-efficient

Eliminates losses

## **Corn conditioner**

- A true workhorse
- Large 250 mm (10") diameter toothed rollers
- Disc conditioner with 2.5 x larger friction surface

Conditioned perfectly

## **VariStream**


- Spring-loaded chopping drum floor
- Spring-loaded accelerator backplate
- Continuous crop flow

Maximize throughputs

# The intake system

Quality six times over

- 6 pre-compression rollers for a top quality chop
- Hydraulic drive:  
LOC steplessly adjustable from cab,  
adjusts automatically with AutoScan
- Maximum protection against foreign objects:  
long path from metal detector to chopping drum  
metal detection across entire chamber width



## Constant, safe and convenient

Six pre-compression rollers and an 820 mm (2'8") gap between the leading roller with metal detector and the rearmost roller not only enhance pre-compression but also protect the blades better against metal objects, even at high-speed intake. The hydraulic drive shaft automatically adjusts the LOC in line with the maturity of the crop, which is detected by the KRONE AutoScan sensor. If the engine speed drops below 1,200 rpm as the load increases, the header and intake system are stopped automatically while the chopping drum continues to turn – because blockages caused by low speeds cost time and money.

# Top technology for top silage

To ensure the best quality chop, the number and pressure of the intake components must be right. Because the more pressure the intake rollers exert on the crop, the better the chop quality will be. So BiG X features a long intake system with six high-pressure intake rollers for an easier and more precise chop. The LOC can be adjusted steplessly either by hand or automatically courtesy of the hydraulic drives on the intake rollers.



## Neat detail

The intake system can be supported on wheels for fast access to the chopping assembly.



## Full-width

The lower front intake roller is fitted with full-width metal detector sensors, guaranteeing detection of foreign objects across the full chamber width.

## Practical

The intake system can be folded forwards for easy inspection access to the chopping drum and counterblade.

## Under pressure

Adjustable coil springs keep up the pressure on the crop from the intake rollers, ensuring strong crop compaction and top chopping results.

## Open wide

Maximum throughput is guaranteed by the massive opening between the six intake rollers. The heavy-duty drive shafts on the pre-compression rollers can cope with even the toughest loads.








# The chopping assembly

Chopping drums that fit the bill

- Chopping drums with 20, 28, 36, 40 or 48 blades
- High inertia: closed 660 mm (2'2") diameter drums
- Top quality chop: 800 mm (2'7.5") wide drums designed specifically for the BiG X 600, 700, 770, 850 and 1100 models
- Extremely fuel-efficient: high inertia, pulling cut



					
Drum type	MaxFlow	MaxFlow	MaxFlow	Biogas drum	Biogas drum
No. of blades per drum	20	28	36	40	48
LOC	5-29 mm (0.2"-1.1")	4-21 mm (0.16"-0.8")	3-17 mm (0.12"-0.7")	2,5-15 mm (0.1"-0.6")	2-12 mm (0.08"-0.5")



# No-compromise chop

Matching the drum dimensions to the forager and choosing the right number and shape of blades not only gets more power out of a BiG X but increases its range of uses too.

The wide range of drums available for BiG X deliver a top-quality chop in any conditions anywhere in the world.



## Pulling power

The blades on the KRONE chopping drums are arranged chevron-style at an angle of 11° to the counterblade for a continuous crop flow, extremely quiet running and maximum efficiency.



## Chopping drum brake

The chopping drum brake delivers maximum safety for the operator. The fast-acting brake stops the chopping drum in less than 10 seconds from full speed.



## Optimum mat thickness

It's not just the number of blades that produces a good quality chop. The thickness of the crop that passes through them and therefore the width of the chopping drums are just as important. So KRONE offers the 800 mm (2'7.5") wide chopping drum for the BiG X 600, 700, 770, 850 and 1100 models for an outstanding quality chop.



## Kitted out to purpose

BiG X can be fitted with grass or maize blades. Slots on the blades allow for precision adjustment in relation to the counterblade and protect the blades against breakage when they hit foreign objects.

# MaxFlow

## The universal chopping drum

- For grass, pre-wilted material, whole crop silage and maize
- Chopping drums with 20, 28 or 36 blades
- Plenty of carrying space under the blade carriers: high throughput and smoother running even on uneven windrows
- Blades quick and easy to insert and remove



### Quick fit

Every blade is bolted to the chopping drums with just three hex bolts. The blade carrier above the blades holds them securely in place.

### Cutting edge

To ensure a good quality cut, the blade and the counterblade must be exactly the right distance apart. The blades are quick and easy to align via the eccentric plate.

### Protected drum body

The blade bar has another function besides: it protects the closed drum body from wear.



# Feed specialists

The universal chopping drums are specialists when it comes to preparing top quality silage. Harvesting pre-wilted material in uneven windrows is tough going for the chopping drums. So KRONE universal chopping drums feature specially designed blade carriers with more space under the blades. Larger 'pockets' and the spring-loaded drum floor result in extremely smooth running and high power reserves. So BiG X makes make light work of temporary crop accumulations.



## 20-blade cylinder

This is the perfect cylinder for long LOCs, as called for in some countries.



## 28-blade cylinder

This cylinder is standard specification and cuts grass to the right length even with half this number of blades.



## 36-blade cylinder

Boosting throughputs and reducing fuel consumption, this 36-blade drum soon pays for itself.

## More space for more crop

The blade carriers are arranged and designed to allow plenty of space under the blades. This extra carrying space means higher throughputs and smoother running, particularly in grass.



# The Biogas drums

The special drum for short LOCs

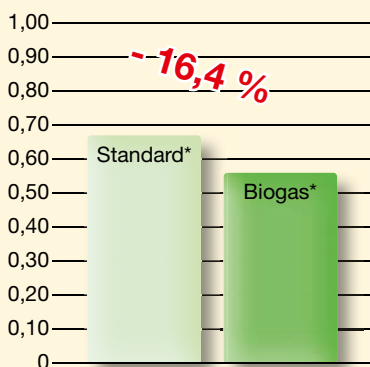
- The Biogas drum has 40 chevron-style blades and the Super-Biogas drum has 48
- High cutting frequency
- High inertia
- Fewer overlengths
- High gas yields



## Standard drum versus Biogas drum

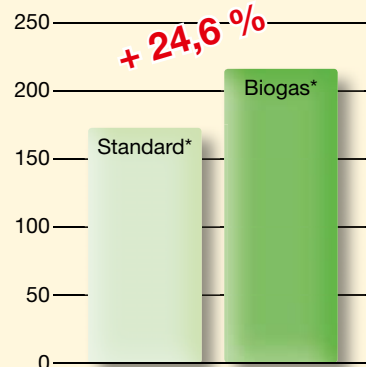
LOC: 5 mm (0.2")

### Consumption (l/t fresh mass)



\*Standard = 28 blades

### Throughput (t fresh mass/h)



\*Biogas = 40 blades

### Higher output, lower costs

Working with short LOCs, the KRONE Blade Biogas drum boosts throughputs by almost 25% over the 28-blade standard drum. What's more, fuel consumption drops by up to 16% per tonne of chopped crop.\*

\* Results from the 2006 workshop with leading agricultural magazines

# The specialist for biogas plants

The KRONE Biogas drums have proved their worth over the years and are popular with contractors working largely for biogas plants. As gas yield and throughput are the main criteria affecting the biogas plant's bottom line, profitability can only be ensured if the basics are right. The KRONE Biogas drum plays a key part in ensuring efficient plant operation. Its extremely short LOC boosts gas yield and throughput at the biogas plant even further.



## 40-blade drum

With its higher throughputs and lower fuel consumption per tonne of chopped maize, the 40-blade Biogas cylinder pays for itself in no time. The short stalks increase the efficiency of the biogas fermenter. With the higher gas yield per m<sup>3</sup> of crop, less acreage is needed for biogas production.



## High cutting frequency

Forty blades can achieve an impressively high cutting frequency. So the Biogas drum cuts harvesting time and increases throughput – even when producing short LOCs.



## 48-blade drum

The Super Biogas drum with 48 blades is specially designed to meet the needs of modern biogas plants. Delivering a 20% higher cutting frequency than the 40-blade drum and a theoretical LOC ranging from just 2 to 12 mm (0.08"-0.5"), this Biogas drum produces an even shorter chop, boosting gas yields and throughput at the biogas plant even further and reducing fuel consumption per tonne of crop with the same LOC.

# Corn conditioner

Two systems for your success


- Perfect kernel treatment
- Huge diameter roller: 250 mm (10")
- Optional high-performance disc conditioner for BiG X 600, 700, 770, 850 and 1100 with a 2.5 x larger friction surface
- Roll gap adjusted conveniently from the cab
- Perfect treatment: the right teeth for your corn



No. of teeth: 105	No. of teeth: 123	No. of teeth: 144	No. of teeth: 166
Shape of teeth: Triangular	Shape of teeth: Triangular	Shape of teeth: Triangular	Shape of teeth: Sawtooth
Application: long stalks	Application: long stalks	Application: - universal chop length - ideal for European silage maize - suitable for whole crop silage	Application: - whole crop silage conditioner - cracks small kernels most efficiently - cracks whole crop silage from soft dough stage to full ripeness more effectively
Combines with - 20-blade drum	Combines with - 20-blade drum - 28-blade drum	Combines with - 20-blade drum - 28-blade drum - 36-blade drum - 40-blade drum	Combines with - 28-blade drum - 36-blade drum - 40-blade drum (Biogas) - 48-blade drum (Biogas)

# Optimal digestibility

Livestock farmers want forage that is very easy to digest. This means every single kernel needs to be cracked, even when chopping lengths are long. KRONE corn conditioners deliver just that. Larger diameters and larger friction surfaces deliver top-quality conditioning and higher throughputs using less power.



## KRONE corn conditioner cracks every kernel

The 250 mm (10") diameter rollers have a larger friction surface area than the smaller diameter toothed rollers and can be operated with a larger roll gap for greater efficiency and fuel economy and better long stalk conditioning. The speed difference between the two rollers is 20% or, optionally, 30% or 40% for whole crop silage. The new disc conditioner with the larger friction surface works at the same speed and is designed to cope with the high throughputs BiG X is capable of. The corn conditioner is quick and easy to install and remove.

## Variable roller gap

The roller gap is adjusted steplessly from the cab via two electric motors in a range from 0.5 mm to 10 mm (0.02"-0.4"). The operator can see the current setting on the display.



## Standard toothed rollers

The rollers on the standard corn conditioner have 105, 123, 144 or 166 teeth. The huge 250 mm (10") diameter rollers allow you to step up your work rates and forage quality levels.



## Hard chrome coating

The chrome plated corn conditioner rollers are exceptionally durable and have an extremely long service life. The rollers measure 250 mm (10") in diameter and are studded with 105, 123 or 144 teeth.



## Disc rollers

With its V-shaped gaps, the disc conditioner has a 2.5x larger friction surface than the standard conditioner. As a result, throughputs are even higher and kernel treatment is optimised. The disc rollers spin at the same speed, cutting the power requirement by 10%.

# VariStream

A KRONE exclusive

- Consistent performance with irregular crop flow
- Extremely smooth running even on uneven windrows
- Maximize throughputs
- Top quality chop
- Extremely user-friendly



## Springs make the difference

Every forage harvester knows the deal. Uneven windrows take more concentration, reduce performance and can cause blockages in the spout. On BiG X the chopping drum floor and the accelerator backplate are both spring-loaded, so the crop flow chamber can

expand temporarily if an abnormally large volume of crop passes through it. This flexible chamber design makes lighter work for the engine and the chopping assemblies, so the forage harvester runs more smoothly and delivers more output.

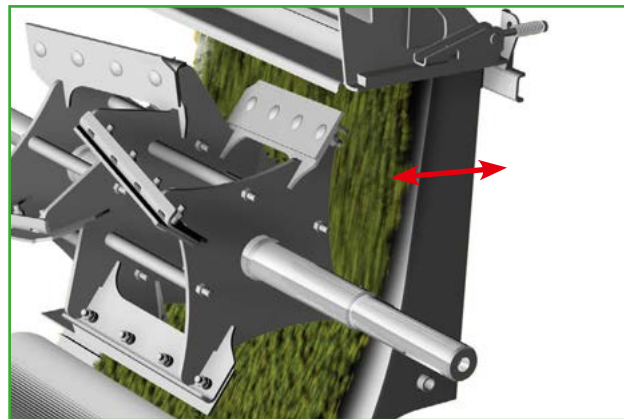





# VariStream: The chamber that keeps on giving



When you're looking to maximize throughputs with a top quality chop, the technology must be up to the job. With spring-loaded floors under the chopping drum and behind the crop accelerator, VariStream delivers blockage-free, smooth operation even in an uneven crop flow. The forager is utilized to its limit and uses less fuel per hour.



## **Outstanding quality chop even in an uneven crop flow**

The spring-loaded chopping drum floor is connected to the anvil of the counterblade at the front. This means that the clearance between the chopping drum floor and the blades is always constant. So any movement of the spring-loaded chopping drum floor to compensate for an uneven crop flow won't affect the quality of chop.

## **Consistent throw with a tight crop stream**

The spring-loaded backplate on the crop accelerator ensures maximum crop output in all conditions, filling the trailer to perfection.

# StreamControl

## Adjustable crop throw

- Crop throw adjusted at the touch of a button from the cab
- Tight crop stream even with a long crop throw
- The shorter the crop throw, the less power is needed
- Fills the trailer accurately with no spillage



### Short crop throw

For a short crop throw with the trailer driving alongside, the crop stream leaves the spout at a lower speed. This saves power, which can be used to boost chopping output.

### Long crop throw

With the trailer following behind, the crop stream needs to be ejected from the spout at a higher speed. A strong, tight stream is needed to cover the long distance over the tractor to the rear wall of the trailer.



# Neat filling – efficient and effective

To avoid spillage while filling the trailer, the crop stream must be tight and the crop throw must be set to the exact distance. The operator can adjust the crop throw from the cab quickly and easily by adjusting a hinged flap in the backplate of the crop accelerator. As the accelerator needs less power with a short crop throw with the flap open, the freed-up engine output can be used for chopping, thus increasing throughput.



## Crop accelerator

The paddles are designed for high crop output and guide the crop flow towards the middle.



## Adjusting the crop throw distance

The crop throw is controlled via the hinged flap on the backplate of the accelerator. For a short throw, the flap is tilted out of the crop flow, so there is little contact between the crop and the accelerator. For a long throw, the flap is tilted into the crop flow, so there is more contact between the crop and the accelerator.

## Joystick control

The crop throw is quick and easy to control with the buttons on the joystick control panel.



## In control

Additional control buttons are provided in the control unit for extra convenience.



## Stepless electric motor control

The hinged flap on the backplate of the accelerator is adjusted steplessly via an electric servomotor.



# KRONE headers

## Cutting edge

- EasyFlow pick-up
- XDisc direct cutting system
- Variable-row width EasyCollect corn head
- Suitable for BiG X, quick and easy changeover



### Trailer

Specially designed for the XDisc direct cutting system with a working width of 6.2 m (20'4") and the EasyCollect 1053 header with a working width of 10.5 m (34'5"), these trailers can be moved safely between fields with a transport width of less than 3 m. The long distance

between the front and rear axles makes it quick and easy to attach and detach the headers. These braked trailers are approved for a maximum speed of 40 km/h (25 mph).



# One for all

The viability of a forage harvester depends on how much it is used during the year. The more days a machine is available for use in the field, the less it costs to run and the more profitable it is. With its wide range of headers – from the EasyCollect pick-up to the XDisc direct cutting system and the EasyCollect maize header, KRONE ensures your forager is put to better and more constant use all year round. Tailor-made for the BiG X, KRONE headers are true workhorses and deliver a perfect job every time.



## Pendulum frame

The sturdy pendulum frame on the BiG X intake system guides the headers securely and safely. The headers are quick and easy to change on the pendulum frame.



## Fully adaptable

The impressively wide pivot range ensures perfect ground tracking on any terrain and clean crop intake.

# EasyFlow 300, 380

## The camless pick-up

- Camless pick-up  
More output, quieter running, less wear
- Stepless speed adjustment from the cab
- EasyFlow speed automatically adjusts to driving speed



### Two work widths

Working at widths of 3 (9'10") or 3.8 m (12'6") and using six rows of tines 55 mm (2.2") apart, the camless KRONE pick-ups are extremely thorough even when working in high-volume windrows. Depending on the windrow width and your working speed, you can vary the speed

of the EasyFlow steplessly from the cab. Alternatively, the speed can be automatically matched to your driving speed. EasyFlow 380 is marketed in selected export markets.



# EasyFlow – another KRONE exclusive

The camless EasyFlow 300 and 380 pick-ups have no guide rollers or cam tracks. Compared with conventional pick-ups, EasyFlow has up to 58% fewer moving parts and is impressively smooth running, low-wear and therefore cheap to maintain and service. EasyFlow operates 30% faster for cleaner gathering and increased productivity.

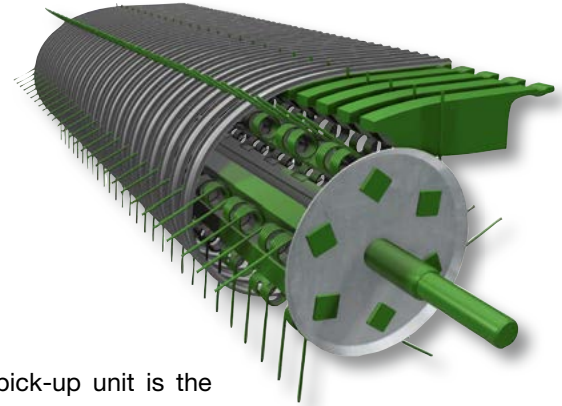


## With crop press roller

The sturdy design of the EasyFlow has proved its worth even in the toughest conditions. The massive crop press roller delivers an uninterrupted, even crop flow.

## Comfort that takes the hard out of hard work

Reversing automatically raises the cross auger and the large crop press roller. This gives easy access for removal of foreign objects detected by the metal detector. When the forage harvester moves off again, the press roller and the auger automatically return to their working position.



## Camless is better

The highlight of this pick-up unit is the special design of the galvanized scrapers that ensure a constant crop flow when the tines retract.



## Adapting all the time

Courtesy of the stepless height adjustment function and the adjustable spring-loaded suspension, the crop press roller runs smoothly and adapts easily to varying windrow widths.



# EasyFlow 300, 380

Professional and smart

- EasyFlow 300: 3.00 m (9'10") transport width
- Side gauge wheels swing into place hydraulically
- One or two running wheels at rear for perfect ground tracking
- Replaceable stainless steel wear plates in infeed area
- Massive adjustable crop press roller



## Switch between fields fast

Unsteered, height-adjustable gauge wheels on the sides can be engaged hydraulically from the cab.

## Excellent ground tracking

One or two running wheels at the rear optimise ground tracking in line with the working width. The running wheels are height-adjustable.

## High throughput

The large, 600 mm (2') diameter auger performs impressively even in dense, over-long crops.





# Top class comfort and performance

The EasyFlow 300 and 380 headers are user-friendly, top quality components that can cope with any conditions. To meet the ever tougher demands of the working farmer, we tap into our global experience to come up with products that improve your bottom line and make your work more enjoyable.



## Hardox wear plates


Replaceable Hardox wear plates increase the service life of the trough in the intake area. They are extremely hard-wearing and are perfect for even the toughest field conditions. The infed plates are toothed on one side and smooth on the other. The smooth side is ideal for extremely long stalks.

## Strong drive shafts

The side drive shafts for the pick-up and the cross conveyor auger are robust enough to handle even the toughest loads. Fitted with automatic overload clutches for added protection.

## Pendulum frame

The sturdy pendulum frame on the intake system of the BiG X guides the EasyFlow pick-up securely and safely. The headers are quick and easy to change on the pendulum frame.



# XDisc 6200

The direct cut head

- 6.2 m (20'4") work width
- High throughput, low input
- KRONE EasyCut disc mower technology – proven the world over
- KRONE SafeCut: unique protection for mower discs
- Powerful auger with replaceable Hardox wear plates



## Cutting and chopping in one pass

KRONE XDisc is the versatile specialist mowing unit for whole crop silage. It cuts the crop cleanly and without wastage. The huge 900 mm (2'11") diameter auger

makes the BiG X enormously powerful and has no trouble picking up very long, bulky material.



# XDisc: Your cutting edge

Whole crop silage is becoming more and more important in agriculture, both as animal feed and as raw material in the bioenergy industry. The 6.2 m (20'4") wide XDisc cuts and chops the crop in one pass. The XDisc 6200 is powerful and harvests without wastage and with an outstanding quality cut.



## SafeCut – only from KRONE

We've all been there. Colliding discs can cause damage that's costly to repair. The KRONE SafeCut gives you peace of mind with its unique design that protects the mower discs against foreign objects. The XDisc comes with SafeCut as standard.

## Safe as houses

If the system is suddenly overloaded, instead of the impact being directed fully onto the spur gears on the cutterbar, a roll pin in the sprocket drive shaft shears. A thread on the sprocket drive shaft jacks up the disc, lifting it out of the danger area and above the orbits of

the neighbouring discs. SafeCut protects the spur gear driveshaft and the neighbouring discs against damage. The roll pins can be replaced in just a few minutes and cost next to nothing.



# XDisc

## Shaping up nicely

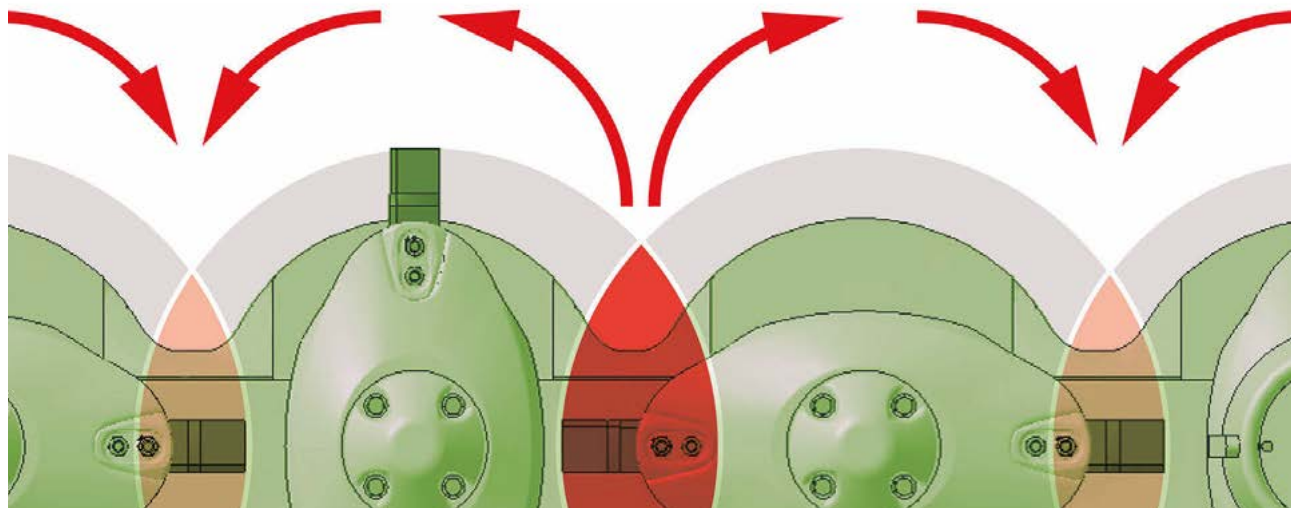
- SmartCut for a clean cut
- Quick-change blades
- Sturdy curved bracket for easy attachment and removal and excellent ground following
- Trailer for 40 km/h (25 mph)



### SmartCut: stripe-free mowing

Because the mower discs turn in both directions, the individual disc orbits must overlap precisely to ensure a clean cut. Therefore we increased the overlap between those discs that turn outwards – achieving stripeless

cuts. In addition, the blades turning to the rear are set further apart to encourage a smooth flow of large volumes of crop.



# Proven in the field

The XDisc direct cutting system features the cutterbar technology of the EasyCut disc mower – a system that has proven its worth time and again the world over. SafeCut, SmartCut and the quick-change blades are just some of the outstanding features that make the XDisc indispensable. The XDisc works economically and produces a clean cutting pattern.



## Change blades in an instant

Quick-change blades are a must for many farmers and contractors. The blades are quick and easy to change in situ.



## Strong throughput

The powerful, massive 900 mm (2'11") diameter auger works trouble-free even in dense and tall crops. The pivoting unit has a reversing mechanism and the auger flights have replaceable Hardox steel wear plates.

## Safe on the road at up to 40 km/h (25 mph)

XDisc stores quickly and easily on the bespoke trailer, which features an integrated brake system for true peace of mind.



## The driveline


The cutterbar is driven by right-angle gearboxes and the auger is driven by means of a chain. The cutterbar has a free-running clutch which allows the discs to come to a standstill gradually when the mower is shut off. The auger features overload protection in the form of a star ratchet.



# EasyCollect

Boost your efficiency

- A KRONE exclusive – up to 10.5 m (34'5") work width
- Top quality chop, fewer overlength fractions as stalks are fed in lengthwise
- Simple design reduces power input



## Unique wingspan – enormous acreage

Working at widths of up to 10.5 m (34'5"), BiG X takes the widest variable-row width maize headers in the world. The endless collectors feed the stalks to the

middle of the machine, where they are turned through 90° and pulled in lengthwise. Ideal for a top quality chop with fewer overlengths.

# EasyCollect – chop quality starts with the header

The variable-row EasyCollect header is a versatile unit that feeds the stalks lengthwise into the machine, which translates into an unsurpassed quality of chop, as a coarse chop is the last thing livestock farmers or biogas producers want. The unique collector principle cuts labour costs and has proved its worth time and again the world over.



**Compact transport width:** the three-section EasyCollect



## Pulling power

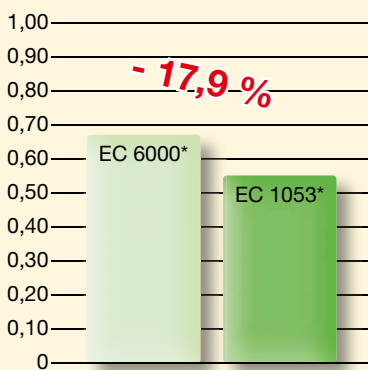
Rigid multi-section blades pull in the stalks, which are then cut off by rotating blades in a scissor motion. The blades are self-sharpening and easy to replace.

Model	Work width	Folding system	Comments
6000 FP	6,00 m (19'8")	Double	For JD, CNH, Claas
6000	6,00 m (19'8")	Double	–
603	6,00 m (19'8")	Triple	–
753	7,50 m (24'7")	Triple	–
903	9,00 m (29'6")	Triple	–
1053	10,50 m (34'5")	Triple	–

## 'Small corn head versus big corn head'

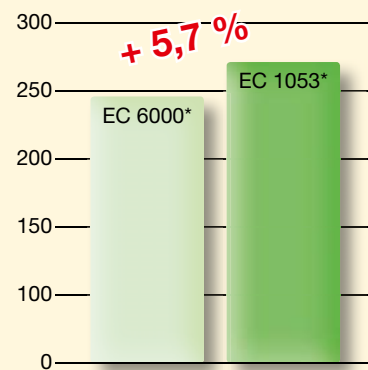
LOC: 12 mm (0.5")

### Consumption (l/t fresh mass)



EC 6000\* = 6.00 m (19'8") work width

### Throughput (t fresh mass/h)



EC 1053\* = 10.5 m (34'5") work width

## Wider is better

On the same forager, the EasyCollect 1053 with a 10.5 m (34'5") work width increases throughput capacity by about 5.7% compared with the EasyCollect 6000 with a 6 m (19'8") work width. What's more, fuel consumption drops by up to approx. 18% per tonne of chopped crop. Not only are wider heads more economical, they also have a quieting effect on the harvest chain.\*

\* Results from the 2006 workshop with leading agricultural magazines




#### **Ingeniously simple – simply ingenious**

EasyCollect maize heads have a simple, modular design with endlessly moving collectors. The result? Much lighter in weight, less maintenance and a long service life.



#### **Impeccable crop guidance**

EasyCollect does an impressive job in any situation. Even single rows of maize are no problem: it cuts them cleanly, feeds the stalks towards the middle and on to the chopping drum. It is this smooth and lengthwise feed that accounts for the outstanding quality of the chop.



#### **Uniform stubble height**


The distance sensors on either end of EasyCollect help maintain a uniform stubble height even in undulating terrain. They instruct EasyCollect to adjust the depth both across the width and in the direction of travel.





#### **Optimum crop flow**

The crop divider adjusts its height hydraulically to different stalk lengths, grabs the stalks at the top and pulls them into the machine. The divider folds up into transport position.



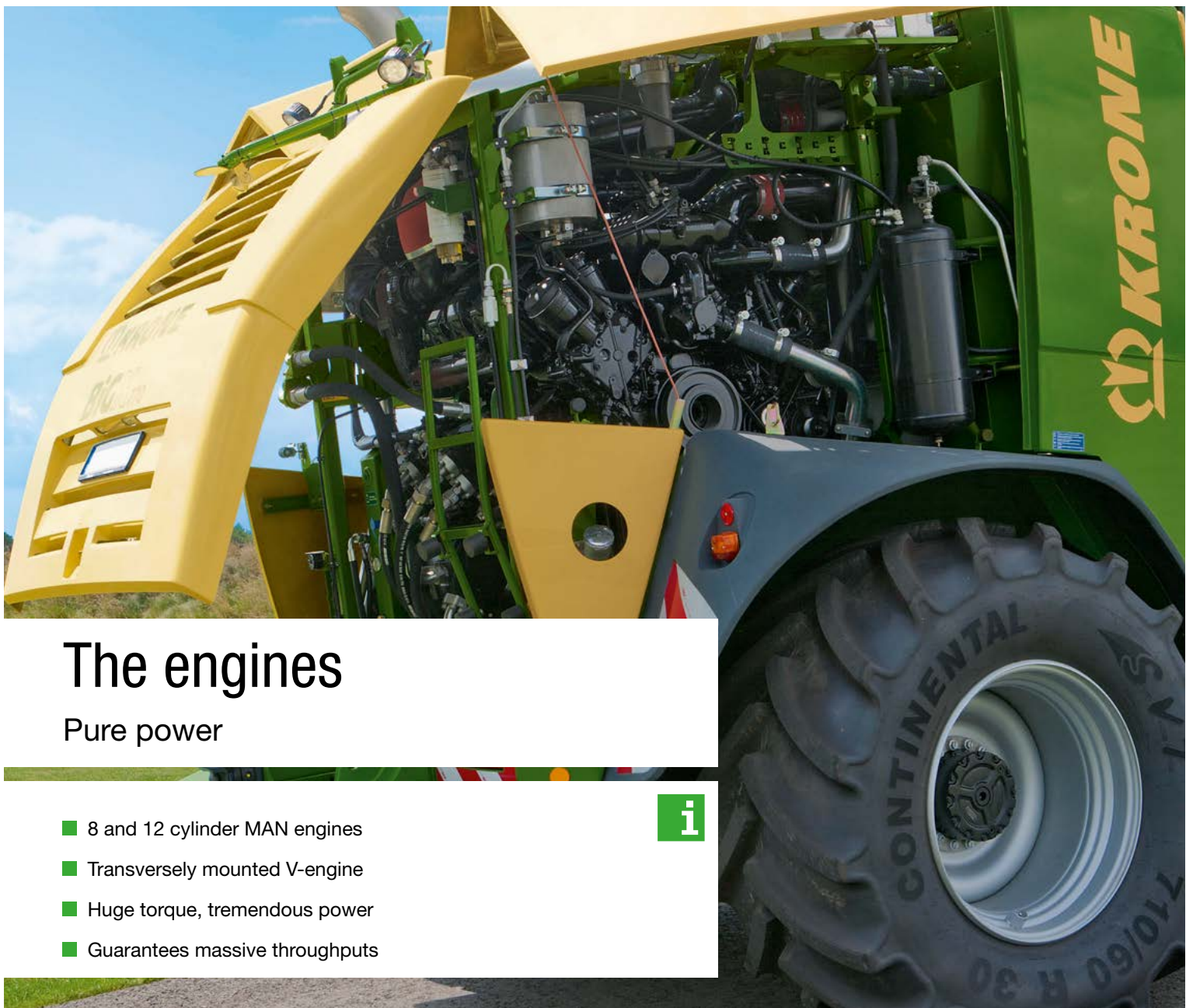
#### **Perfect control**

When Autopilot is enabled, the sensor arms on the central cone scan the distance between two crop rows. BIG X is then guided automatically along the row, taking the strain off the operator.



#### **Widest intake system**

The EasyCollect intake channel dimensions match the width of the chopping drum and ensure maximum throughput and a top quality chop. The straight crop flow and large intake capacity combine to provide a trouble-free, precise crop feed.



# The engines

Pure power

- 8 and 12 cylinder MAN engines
- Transversely mounted V-engine
- Huge torque, tremendous power
- Guarantees massive throughputs




## V-engine mounted sideways

The engine is mounted sideways for optimum weight distribution. The direct driveline to the crop flow components translates into great fuel economy. Common Rail injection technology makes these MAN V engines extremely fuel-efficient.

## Intelligent cooling

To ensure the engine runs in the ideal temperature range, BiG X is equipped with temperature-dependent hydrostatic fan control. When the fan is running slowly, you save fuel and the noise level drops even further.




# Compact powerhouses with 8 and 12 cylinders

In the heat of harvest, you simply have to be able to rely on your engine. If it's uncompromising power and outstanding economy you're after, then the combination of a MAN V-engine and the KRONE BiG X will deliver - with massive outputs, quiet running and proven dependability.



V8 engine



V12 engine

Model	Engine	Capacity in litres	Constant engine output in kW/hp	Constant X Power output during chopping in kW/hp	Constant Eco Power output during chopping in kW/hp	Tank volumes litres			
						Diesel	SCR	Silage additive	
BiG X 600	MAN D2868	V8	16,16	459/624*	441/600	-	960	330 (option)	300 (option)
BiG X 700	MAN D2868	V8	16,16	520/707*	505/686	375/510	960	330 (option)	300 (option)
<b>NEW</b> BiG X 770	MAN D2868	V8	16,16	554/753*	536/729	375/510	960	330 (option)	300 (option)
BiG X 850	MAN D2862	V12	24,24	625/850**	605/825	468/636	960	330 (option)	300 (option)
BiG X 1100	MAN D2862	V12	24,24	816/1110**	793/1078	468/636	960	330 (option)	300 (option)

\* Certified engine output to ECE R120 in kW/hp: 570/775

\*\* Certified engine output to ECE R120 in kW/hp: 816/1110

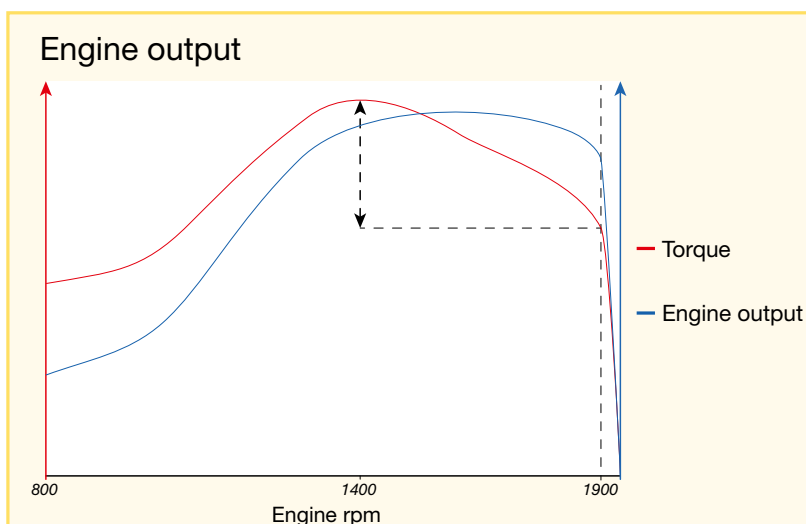
# Power management

More grunt, less fuel

- Great fuel economy
- Smooth running
- Extremely powerful, massive torque
- Extremely economical



## BiG X 600: A clear buffalo curve



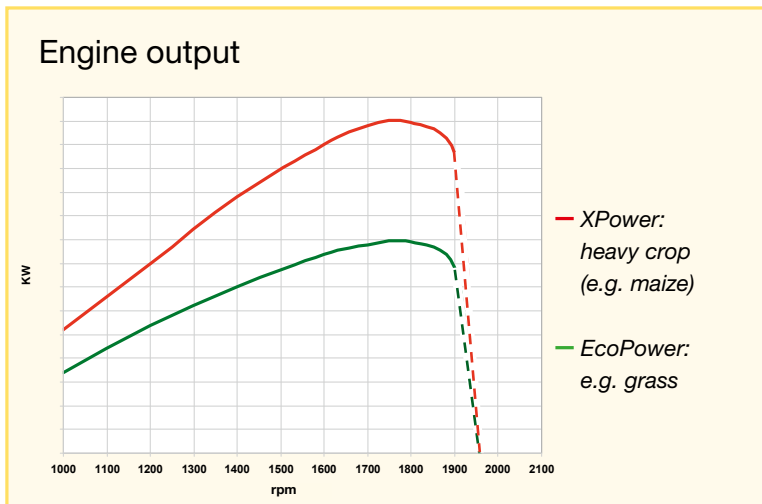
The MAN V8 engine on the BiG X 600 features a large constant power range and a comfortable torque rise, allowing operators to stay relaxed as conditions vary and freeing them from constantly adjusting the speed. Even when the engine is revving at extremely low speeds it still delivers plenty of grunt.

# How much power do you need?

State-of-the-art MAN engine technology delivers premium performance and economy. Common Rail injection and optimal torque synchronization translate into smooth running, low fuel consumption, high efficiency and minimal maintenance. The innovative KRONE Power Management system ensures ultimate efficiency and maximum throughputs.



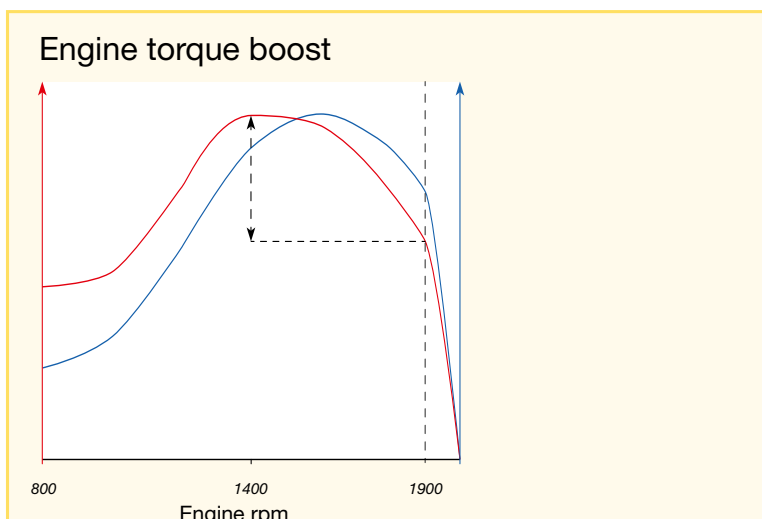
## BiG X 700, 770, 850 and 1100: PowerSplit



The PowerSplit technology adapts the engine output automatically to the current harvest conditions. Eco Power is used in situations that do not require full engine power whereas XPower delivers the engine's maximum speed to succeed in difficult conditions. This technology gives you full flexibility and fuel economy.

## BiG X 700, 770: Torque boost

To take the strain off the operator in extremely varying conditions, KRONE offers a torque boosting function for BiG X 700 and BiG X 770. Activate this boost at the touch of a button and you're perfectly equipped for the toughest conditions. This function also boosts profitability and improves operator comfort.



An extensive torque back-up and high engine elasticity ensure maximum operator comfort in extremely variable and tough harvesting conditions.

# The driveline

## Stepless control

- Simple design
- Chopping drum driven by extra-strong poly V-belts
- Intake system driven hydraulically
- Headers driven hydraulically
- Hydraulic drive shaft




### Clever design

The header and intake system are driven via oil pumps. This concept allows the header and intake speeds to be adjusted steplessly – ideal for adjusting automatically to varying harvesting conditions.


### Ground drive

Courtesy of a hydro pump flange-mounted on the engine, BiG X travels infinitely variably, having its ground speed set either automatically or manually from the cab. The driveline works reliably, guaranteeing maximum safety.



# Direct driveline – full throttle

The drive shafts on the BiG X are simple and logically structured. The transversely mounted engine enables the chopping drum to take engine power directly off poly V-belts but also efficiently. The hydraulic drive shafts on the wheel motors, the intake system and the headers make space for six pre-compression rollers and a bigger, more powerful chopping assembly further to the rear of the machine. This innovative driveline enables optimum weight distribution, more ground clearance and outstanding operator comfort at 40 km/h (25 mph).



- 1 Engine mounted sideways
- 2 Belt drive with drum brake
- 3 Crop accelerator
- 4 Poly V-belt for chopping drum and accelerator
- 5 Poly V-belt for corn conditioner
- 6 Corn conditioner
- 7 Chopping drum

## Powering the assemblies

The chopping drum and the accelerator are powered directly by the sideways-mounted engine via a poly V-belt. The accelerator shaft drives the poly V-belt for the corn conditioner on the other side. To reverse the

intake system and the header, the poly V-belt to the chopping drum is slackened.

## Pure power

Poly V-belts are maintenance-free, low-wear and can transmit the full power of the engine thanks to their high speed of travel. Additional features of these belts are their short-term overload capacity and quiet running.





# The running gear

Stepless, strong and nimble

- Optimum weight distribution Safe on-road travel
- Hydraulic 4WD: extremely manoeuvrable, 40 km/h (25 mph)
- Powerful wheel motors from Bosch-Rexroth
- Traction control with three travel modes
- ABS and spring-loaded steered axle



## Optimum weight distribution

The hydraulic ground drive with wheel motors save space and enables the chopping assembly and intake system to be positioned further towards the rear. What's more, the sideways-mounted engine at the rear ensures perfect weight distribution and increases operator comfort.

## Stepless at full throttle


The four-wheel drive Bosch Rexroth wheel motors provide a stepless speed range of 0-25 km/h (15 mph) in the field and 0-40 km/h (25 mph) on the road. The planetary gearboxes ensure smooth and powerful starts and high tractive power.





# Economical and comfortable

Right from day one, KRONE has always fitted BiG X with a hydrostatic driveline, offering greater productivity and allowing a higher level of automation and operator convenience. Infinitely variable forward speed control is essential for automatic engine top speed control.



## Cushioned road travel

The steered axle on the BiG X comes with spring suspension as standard to ensure maximum operator comfort.



## Traction control with three travel modes

The operator decides which of the three travel modes to use. In grass mode, the forager can be finely tuned to protect the sward. Maize mode allows limited slip, and for on-road travel traction control can be disabled completely.



## Fully manoeuvrable

This drive concept with wheel motors has an extremely small steering angle – perfect for tight turns and quick and easy to match up to the previous row on headlands.



## Tyres with a purpose

There is a choice of tyres available for BiG X. Big tyres ensure maximum ground clearance, low soil pressure and excellent traction.



# The cab

The ultimate level of comfort

- Extremely spacious and quiet
- Maximum sitting and operator comfort
- Excellent all-round vision



## Wider, quieter and brighter

The spacious cab with its narrow posts is spacious and gives the operator the best possible view of wide headers. The double floor keeps noise in the cab to a minimum. Sixteen H9 lights provide perfect illumination, with LED lights available as an option.

## Everything within sight

High side windows and slim posts give the operator an unobstructed view of the spout even with filling heights as high as 6 m (19'8"), making filling trailers safer and more efficient.



# A milestone in advanced ergonomics

Working days are long and often last deep into the night. So a comfortable workplace is a must. The big, new Silent Space cab is designed to the very latest ergonomic standards. Extremely spacious and with an extra seat, it's a fully air-conditioned and absolutely functional workplace that's comfortable for the operator and gives him full command of all controls.



## Ergonomic, convenient and easy to use

The ergonomic joystick with user-friendly icons gives the operator fingertip control of multiple machine functions. Designed specifically for BiG X, the slim stick sits comfortably in the hand. With more than 20 programmed functions, it not only controls ground speed and direction of travel but also the header and spout.



## Clutter-free

The controls for lights, heating and air conditioning are arranged on a panel above the front windscreen. The Follow-Home function lights your way as you get down from the cab. After you switch off for the night, some headlights stay switched on for several minutes, allowing you to find your way safely.

## Keeping you informed

The big 10" control box records all the machine data and displays it on the high-definition colour screen. Various settings can be changed on it, such as stepless LOC adjustment. The clearly designed control unit next to the seat houses all controls that operate the various machine functions, including ground drive and chopping drum drive.





# Kitted out well

Down to the very last detail

- Convenient illuminated access steps
- Chute turns through 210°, with break-back system
- Spout lined with replaceable wear plates throughout
- Huge tank volume, with auxiliary and silage additive tank
- Auto lubricator for more convenience



## Illuminated access steps

The flat, comfortable access steps come with four LED lamps to light your way in the dark.

## With auto lubricator

12 kg grease in the larger auto lubricator tank mean longer maintenance intervals and less time spent on maintenance.

## Plenty of room

The spacious storage compartment has plenty of room. It is subdivided for easy storage and access.



# Impressive right down to the last detail

Professionals demand a lot from their forage harvester. KRONE has listened to its users and designed the BiG X specifically to meet the demands of the professional user. It's powerful, comfortable to operate and low maintenance, components are easily accessible and it comes with lots of practical details. That's why the BiG X is increasingly in demand the world over.



## Filling from all sides

The chute can be turned through 210° to enable trailers to be filled without wastage from the left, the right or the rear.



## Break-back system

If the chute knocks against something, the safety catch is released. This level of safety is essential. The operator can return the chute to its working position without leaving the cab.

## Light where it's needed

The optional LED lighting on the chute provides optimum lighting when working in the dark. The lights adjust to the position of the spout flap so they shine where the light is needed.



## For silage additive

BiG X can be fitted with an optional controlled silage additive system including an easily accessible tank on the right-hand cab platform.





## Simply more BiG X

ICAN is KRONE's electronic system that optimizes machine utilization even further and provides substantial relief for the operator. It gives peace of mind in tough conditions and displays all relevant harvest data.



### AutoScan

The photo-optical sensor in the middle of the maize header measures the maturity of the plant and automatically adjusts the LOC. Green maize is cut to longer lengths for a better structure and to reduce silage effluent in the clamp. When harvesting dry maize, the material is cut to shorter lengths for more effective compaction in the clamp. AutoScan reduces operator effort and saves fuel, because the stalks are only cut as short as necessary and not as short as possible. AutoScan comes as standard with all KRONE machines and is not an expensive extra.



### ConstantPower

ConstantPower automatically adjusts the machine's ground speed to the engine loading. Select the desired engine loading at the touch of a button and the machine will adapt its ground speed fully automatically to the crop and material being harvested. This optional feature reduces operator stress and ensures maximum throughputs with minimum fuel consumption. In combination with AutoScan, this system takes the overall quality of chop and machine performance to a whole new level.



### ForageCam

As an optional extra, a CCTV camera on the spout remotely transmits footage to the forager's in-cab terminal and to the terminal on the trailer. The CCTV camera helps the operator utilize the full load space in the trailer and reduces fatigue at the same time. The system can be expanded to communicate with multiple receivers on all the trailers in the haulage chain.



### RockProtect

The six pre-compression rollers are powerful and gentle at the same time. The optional RockProtect system provides intelligent protection from damage by stones as it halts the pre-compression rollers fully automatically within milliseconds after the system detects a stone. The operator sets the sensitivity of systems. More protection – more peace of mind.



# ISOBUS autoguidance

The guide to maximum work widths



### ISOBUS autoguidance

As an optional extra, BiG X can be supplied compatible with various manufacturers' ISOBUS guidance systems. On the move, the operator activates autoguidance using the KRONE joystick simply by pressing a button, then watches the system guiding BiG X down the track. Autoguidance reduces operator fatigue, boosts work rates in broadcast seeded crops and increases efficiency.



### CropControl

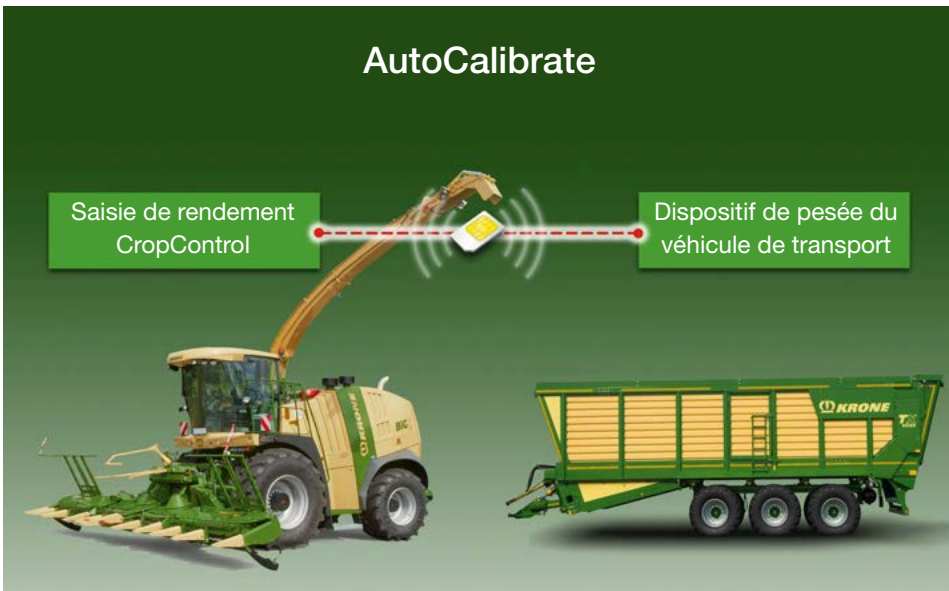
The optional KRONE CropControl yield metering system measures the volume of crop harvested quickly and accurately at the touch of a button. With CropControl you can seamlessly document yield information on all fields harvested.





**NIR crop moisture sensing system**

The optional NIR sensor provides exact information on crop moisture levels. The information can be allocated to the area harvested in the customer memory. The NIR sensor is easy to install on the BiG X spout and is protected from damage by a cover.



**AutoCalibrate**

AutoCalibrate is the re-remote calibration tool for the BiG X's yield metering system. It operates via a weighing system installed on one of the trailers in the harvest chain. Both the trailer and BiG X are equipped with data loggers that communicate via a mobile network. Calibration takes place while the 'calibrating machine' is being filled. AutoCalibrate is highly accurate and is the first system of its kind to eliminate the trip to the weighbridge.

# Technical data

## BiG X

		BiG X 600	BiG X 700	BiG X 770	BiG X 850	BiG X 1100
<b>Engine model</b>						
Engine model		MAN V8 D 2868	MAN V8 D 2868	MAN V8 D 2868	MAN V12 D 2862	MAN V12 D 2862
No. of cylinders		8	8	8	12	12
Engine capacity	litres	16,16	16,16	16,16	24,24	24,24
Continuous engine output	kW/hp	459/624*	520/707*	554/753*	625/850**	816/1.110**
Max. Constant X Power output during chopping	kW/hp	441/600	505/686	536/729	605/825	793/1.078
Max. constant EcoPower output during chopping	kW/hp	–	375/510	375/510	468/636	468/636
Fuel tank capacity/auxiliary tank		960 / 330 optional				
Silage additives tank		300 optional				
<b>Ground drive</b>						
Model		Infinitely variable hydrostatic drive via wheel motors up to 40 km/h (25 mph)				
Speed in field mode	km/h	0 - 25 (15 mph)				
Speed in road mode	km/h	0 - 40 (25 mph)				
4WD & axle separation + anti-wheel slip control		Standard				
<b>Axles</b>						
Rear axle suspension		Standard, hydraulic				
<b>Drives</b>						
Header		Independent, infinitely variable				
Pre-compression rollers		Independent, infinitely variable				
<b>Pre-compression rollers</b>						
Pre-compression roller throat		Funnel-shaped				
Service position		Quick coupling (also with header attached)				
No. of rollers/metal detector/no. of magnet coils		6 / Standard / 6				
Distance between metal detector and counterblade	mm	820 (2'8")				
Compression force / Throat opening volume	kg / l	4.600 (10,141 lbs) / 158				
LOC adjustment		Steplessly from cab (in 0.1 mm (0.004") increments)				
<b>Chopping drum</b>						
Drum width / diameter	mm	800 / 660 (2'7.5" / 2'2")				
Arrangement of blades		Chevron-style, arranged at 11° to counterblade				
No. of blades		20, 28, 36, 40			20, 28, 36, 40, 48	
LOC range		5-29/4-21/3-17/2,5-15 (0.2"-1.1"/0.16"-0.8"/0.12"-0.7"/0.1"-0.6")			5-29/4-21/3-17/2,5-15/2,0-12,5 (0.2"-1.1"/0.16"-0.8"/0.12"-0.7"/ 0.1"-0.6"/0.08"-0.5")	
Cuts per minute		11.870 / 16.620 / 21.366 / 23.740			12.500 / 17.500 / 22.500 / 25.000 / 30.000	
Stepless chopping drum floor adjustment/ chopping drum floor suspension		Standard / Standard				
<b>Corn conditioner</b>						
105 teeth: Standard profile/chrome-plated toothed profile					Optional/Optional	
123 teeth: Standard profile/chrome-plated toothed profile					Optional/Optional	
144 teeth: Standard profile/chrome-plated toothed profile					Optional/Optional	
166 teeth: toothed profile					Optional	
Speed difference	%				20	
Cab-operated distance control, auto lubrication					Standard	
Roller diameter/clearance	mm				250 / 0,5 - 10 (10" / 0.02" - 0.4")	
Disc conditioner					Optional	

\* Certified engine output to ECE R120 in kW/hp: 570/775

\*\* Certified engine output to ECE R120 in kW/hp: 816/1.110

50 Images, weights and dimensions given here do not necessarily comply with standard specifications and are therefore not binding.

	BiG X 600	BiG X 700	BiG X 770	BiG X 850	BiG X 1100
--	-----------	-----------	-----------	-----------	------------

<b>Crop accelerator</b>					
Rotor diameter/width/no. of paddles	560 mm/660 mm/8 (1'10"/2'2"/0.3")				
Paddle arrangement	Centred and chevron-style				
Speed	rpm	2.360			
Steplessly adjustable backplate/spring-loaded backplate	Standard / Standard				
<b>Spout</b>					
Angle of rotation	degrees	210			
Filling height	mm	6.000 (19'8")			
Cross-section dimensions	mm	340 x 230 (1'1"x9")			
Automatic mirror function/parking position	Standard				
Stepless speed adjustment	Standard				
Rotary drive system	Gearbox				
Spout lined with wear plates throughout	Standard				
<b>Maintenance</b>					
Auto lubricator with compressor	Standard				
Self-diagnostic system via control box	Standard				
<b>Cab<sup>1)</sup></b>					
Air seat and instructor seat	Standard				
Comfort air seat and instructor seat	Optional				
Climate control with mobile cool box	Standard				
Windscreen wipers on front and side	Standard				
<b>Dimensions</b>					
Length/width*/height*	mm	7.950 - 9.450 / 3.000 - 3.460 / 3.940 - 3.995 (26'1" - 31'9" / 10" - 11'4" / 12'11" - 13'1")			
Basic machine weight (without header)**	ca. kg (lbs)	14.350 (31,636)	14.350 (31,636)	14.350 (31,636)	14.800 (32,628)
Weight distribution with EasyFlow 300 (Pick-up)	F/R %	55 - 45			
Weight distribution with EasyCollect 903 (9.00 m work width)	F/R %	60 - 40			
<b>Tyres***</b>					
Front axle	Standard****	650/75 R32			
	Optional	710/75 R34			
	Optional	710/70 R42			
	Optional	800/65 R32			
	Optional	900/60 R32			
	Optional	800/70 R38			
	Optional	900/60 R38			
Rear axle	Standard****	540/60 R30			
	Optional	600/70 R28			
	Optional	710/60 R30			
<b>Headers</b>					
EasyFlow: pick-up	mm	3.000 - 3.800 (9'10" - 12'6")			
EasyCollect variable row width header	mm	6.000 / 7.500 / 9.000 (19'8" / 24'7" / 29'6")		7.500 / 9.000 / 10.500 (24'7" / 29'6" / 34'5")	
Autopilot and active ground contouring for EasyCollect	Optional				
XDisc: direct cutting system	mm	6.200 (20'4")			

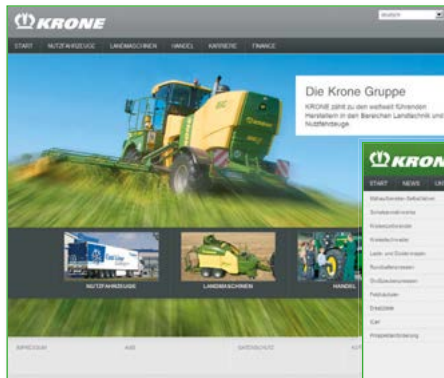
\* Depending on tyre configuration

\*\* Depending on level of specification

\*\*\* Does not combine with every tyre

\*\*\*\* Limited use depending on header used

# KRONE Website



Discover the world at KRONE and visit us [www.krone.de](http://www.krone.de). Browse through our pages and find facts and figures as well as new development and a wide range of service options. Surf our website and find out how versatile the KRONE world is.



## News

Click here to find up-to-the minute information on KRONE – from new product presentations to show reports. Here you have your finger on our pulse.



## Products

Find extensive information on our full product range. This section holds anything you may look for – from video clips to manuals.



## Sales organisation

Here you find a distributor in Japan as well as your local KRONE dealer who will be please to support you.



## Jobs

Would you like to work for KRONE? KRONE is often looking for diligent and motivated staff members at both our farm machinery factory and our commercial trailer production plant. This section is always worth a visit.



## Media center

The KRONE 'data base' holds thousands of documents, pictures, test reports and much more. Here you will also find very detailed information on the KRONE products that are of special interest to you.



## Events

Are you in for a KRONE live experience? Check out for upcoming events where you can see KRONE machinery either on show or in demonstration. After all, little is more effective than a hands-on experience.



## Service

Here you find all the service information you require – from a point of contact at the factory to financing your KRONE machine. Also, you find a plan on our training modules both for engineers and users.



## Download Center

Are you looking for a KRONE calendar for your desktop or a smart picture for your presentation? Here, at the KRONE download area, you will find plenty of useful items for a wide range of projects.



## Used Machinery

KRONE often has a wide range of demonstration or exhibit machinery on offer. This is a good site to find your KRONE machine. Then contact your local KRONE dealer to arrange the details of a potential purchase.



## Parts

This 24/7 service gives you the opportunity to find your KRONE part any time and without waiting. The KRONE Agroparts Portal offers all parts with an article number and exact description. You can order the part instantly at your local KRONE dealer by sending an e-mail to Agroparts.



## KRONE shop

Are you looking for a gift or are you a collector of farm models? Then you should definitely shop at our KRONE shop. We take your orders at any time of the day.

Your KRONE dealer

## Maschinenfabrik Bernard KRONE GmbH

Heinrich-Krone-Straße 10  
D-48480 Spelle

Telefon: +49 (0) 5977.935-0  
Telefax: +49 (0) 5977.935-339

info.ldm@krone.de  
[www.krone.de](http://www.krone.de)