



Comprima

Round balers
Combination baler wrappers







i Comprima

Round balers

Combination baler wrappers

- **Strong build** - the heavy-duty balers for professional users and enduring applications
- **Versatile technology** - fixed, semi-variable or
- **variable bale** chambers
- **Steady crop flow** - the EasyFlow pick-up with helical tine rows
- **Sharp cuts** - the XCut cutting system

Comprima was developed by KRONE as a machine that delivers long-term and enduring operation in the most difficult conditions.

The Comprima with fixed bale chamber	4
The Comprima with semi-variable bale chamber	6
The Comprima with variable bale chamber	8
The bale chambers	10
The hitch options and the running gears	12
The EasyFlow pick-up	14
The feed rotor	
The XCut cutting system	16
The NovoGrip belt-and-slat elevator	20
Applying twine, net and peripheral film	22
The wrapper	24
Easy servicing	26
The on-board electronic system and the operator terminals	28
The KRONE net, twine and film wraps	30
Technical data	32



The Comprima with fixed bale chamber

- **The round baler** - Comprima F 125
- **The round baler** with cutting system - Comprima F 125 XC
- **Meeting user demands** - 1.25 m diameter bales
- **Reliable and simple** - straightforward technology meets superior stability
- **Sharp blades** - the XCut cutting system

The Comprima fixed chamber balers The KRONE F 125 and F 125 XC models impress by their simple, uncluttered and solid build along with their superior stability and exceptionally easy use and service.

The Comprima F 125 – the all-round machine

The Comprima F 125 and F 125 XC models produce fixed 1.25 m diameter bales. These versatile machines go into silage, hay and straw and impress by exceptionally light pulling, unmatched throughputs and greatest densities.





The flexible Comprima F 125

The Comprima F 125 is available in various specifications that will meet all user requirements and suit all conditions. For example, you can specify a feed rotor or

a rotor cutter with 17 or 26 blades and also twine or net wrapping, a single or tandem axle and choose among various operator control units.



The Comprima with semi-variable bale chamber

- **The round baler** - Comprima F 155 (XC)
- **The combination baler wrapper** - Comprima CF 155 XC
- **Flexible options** - 6 bale diameters from 1.25 m to 1.50 m
- **Cost-effective** - the simple and uncluttered design
- **Sharp blades** - the XCut cutting system

The Comprima F 155 (XC) and CF 155 XC from KRONE are fixed chamber balers with semi-variable bale chamber. These machines produce high-density and well-shaped bales of six different diameters – a unique technology that stands out in the marketplace. Thanks to their uncluttered build and design, these models are particularly cost-effective and exceptionally easy to operate and service. Featuring a strong and rugged build, these balers offer unsurpassed versatility, baling equally well silage, hay and straw.



The semi-variable round baler Comprima F 155 (XC)

The Comprima F 155 model produces 1.25-1.50 m diameter bales. Operators simply set the required diameter in 5 cm increments on an easy-to-use system. The machine combines many advantages of fixed and variable bale chambers. For example, its uncluttered build makes it more cost-effective and easier to service



and maintain than a variable chamber round baler. It produces bales of various diameters by building the pressure from outside and the bales have a very small and soft core at larger diameters and as a result are heavier in weight.



**The semi-variable combination baler wrapper
Comprima CF 155 XC**

The combination baler wrapper Comprima CF 155 XC has all the features of a round baler plus a wrapping table with two orbiting dispenser arms. The deep cradle in the table and the big bobbins on the sides of the table ensure that even in difficult conditions the bale is effectively rolled during the wrapping cycle. The table can also be used for depositing the bales in pairs in the field. The Comprima CF has a tandem axle as standard specification.



Transferring the bale

After the net has been applied to the bale, the tailgate opens and the baler lifter transfers the bale onto the wrapping table. As the baler resumes baling, the wrapper starts wrapping.



Comprima with variable bale chamber

- **The round baler** - Comprima V 150 (XC), V 180 (XC) and V 210 XC
- **The combination baler wrapper** - Comprima CV 150 XC
- **Variable diameters** - infinitely variable 1.00-2.05 m bale diameters
- **Cost-effective** - the simple and uncluttered design
- **Sharp blades** - the XCut cutting system

Comprima V and CV from KRONE stand out for providing a superior flexibility and uncompromised stability as they perform in enduring and heavy-duty applications. They allow operators to set bale diameters steplessly from 1.00 m to 2.05 m to handle different crops, conditions and customer requirements.



The variable chamber round balers Comprima V

The Comprima V 150 (XC), V 180 (XC) and V 210 XC with variable bale chambers allow operators to enter the required bale diameter to the operator terminal in the tractor cab. The diameters can be set steplessly from 1.00 m to 1.50 m or to 1.80 m or 2.05 m. This way you are

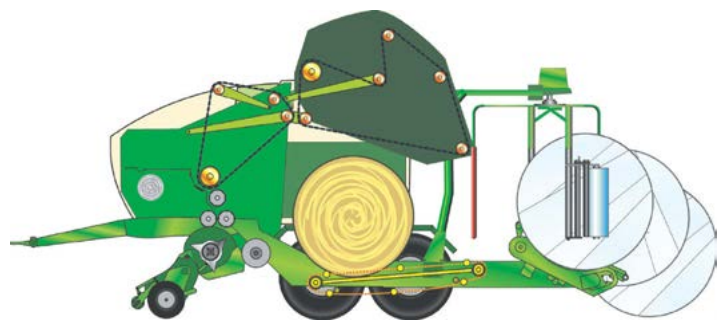


set to handle all crops and conditions. Smaller bale sizes are often preferred in grass silage whereas larger bales are more typical in hay and straw. It is also possible to choose a softer core, which is useful in hay, for example, as it allows moisture to evaporate from the bale.



**The variable combination baler wrapper
Comprima CV**

The Comprima X-treme CV 150 XC baler wrapper has a powerful twin-arm wrapper. The table forms a deep cradle and has bobbins on the sides that ensure the bale is effectively rolled during the wrapping cycle no matter the conditions. The Comprima CV 150 XC table can also be used for unloading the bales in pairs when no wrapping takes place.



Transferring the bale

After the net has been applied to the bale inside the chamber, the tailgate opens and the wrapping table tips to the rear to unload the bale that has just been completed, placing it on a rubber mat. As a next step, strong and chain-supported steel bars push the bale from the chamber onto the wrapping table. As the baler resumes baling, the wrapper starts wrapping.



The KRONE bale chambers- fixed, semi-variable or variable

- **Your choice** - select the bale chamber that suits your requirements
- **The fixed chamber** - bales fixed 1.25 m diameter bales
- **The semi-variable chamber** - produces six different bale diameters from 1.25 m to 1.50 m
- **The variable chamber** - produces steplessly set diameters between 1.25 m and 1.50 m or 1.80 m or 2.05 m

The balers of the Comprima range offer fixed, semi-variable and variable bale chambers, giving you the choice you need and maximum flexibility.


The fixed chamber

The Comprima F 125 (XC) models produce bales of a fixed 1.25 m diameter. These versatile machines go into silage, hay and straw and impress by exceptionally light pulling, unmatched throughputs and greatest densities.



The semi-variable bale chamber


The Comprima F und CF 155 XC models have semi-variable bale chambers that produce 1.25-1.50 m diameter bales of great densities and tidy shapes. The diameter is changed in 5 cm increments. Thanks to their simple and uncluttered build, these balers are particularly easy to service. So less time is spent on attending the machine and productivity increases. The bale diameter is set by refitting two pins. The general bale density adjustable too.



The variable bale chamber

The variable bale chamber on the Comprima V and CV models produces steplessly adjustable bale diameters of 1.00 m to 1.50 m or 1.80 m or 2.05 m. The specific diameter is entered to the cab-based control unit. Further custom parameters are the bale and core densities. These are set on a hydraulic pressure control valve, which can be electrical as an option. The pressure increases as the bale grows to ensure particularly uniform densities.





The baling principle on the fixed chamber

At the beginning of the filling cycle, the bale chamber has slightly 'boxy' proportions, which leads to a milling effect. This in turn increases the bale density at this early stage of baling. As the chamber is filling up with material, the elevator changes its path and becomes circular until the bale reaches its set diameter and density.



The unique semi-variable baling system

Three components are key to this technology: the tensioning arm, the suspension strut and the tensioning kinematics. The top tensioning arm is pulled down as the bale chamber is filling up. As it does so, it increases the available space inside the chamber and allows more material to enter. The path of the tensioning arm is limited by a pin that is set on the outside of the machine. This defines the diameter of the bale. The use of a suspension strut in combination with tensioning kinematics leads to maximum densities, both in the core and the outer layers.



The baling principle on the variable chamber

The variable bale chamber is formed by two belt-and-slat elevators. These form the bale as it grows to its preset diameter. The system uses a double swing at the front and the tensioning arm at the rear that combine with springs and hydraulic rams to progressively increase the pressure as the bale grows. This technology produces an exceptionally high baling pressure.



The hitch options and the running gears

- **Two options** - hitch ring or ball
- **More options** - single or tandem axle
- **Three options** - the tyre sizes

Comprima is the machine for quick travel between fields, the machine that handles undulating and boggy fields and shunts easily in tight space. KRONE Comprima models are perfectly specified to meet all customer requirements. Choose between two different hitch systems, a single or tandem axle assembly, and a hydraulic or air brake.



The hitch ring

Comprima has a standard 40 mm hitch ring for bottom- or top-mount attachment. A notch system adjusts the drawbar quickly to the required attachment height. In addition to this, there is a choice of three further hitch options available to meet specific needs in specific countries.



The ball hitch

There is also a K80 ball hitch available for bottom attachment. This warrants smoothest rides, better manoeuvrability and minimum wear.



The air brake

An air brake system is standard specification on both the single axle and tandem axle models. A hydraulic brake is available for the export machines.



The single axle

Only the Comprima F and V models have the single axle for which KRONE offers three different flotation tyre sizes that range from 15.0/55-17 10 to 500/55-20.



The tandem axle

A tandem axle is standard specification on the CF and CV combination baler wrappers and an option on the F and V balers. Tandem axles offer greater tongue loads, smoother rides and better road stability. Increasing the contact area, they also give gentle treading and reduce rutting. There are also three different tyre sizes from 15.0/55-17 10 PR to 500/55-20 available for this axle assembly.



The KRONE EasyFlow pick-up

- **Reliable and effective** - 6 mm double tines with large-diameter coils
- **Consistent gathering** - by helical rows of tines
- **Clean & effective rakes** - by the extra wide pick-up
- **Simple design** - no cam track means fewer moving parts, less service and maintenance and superior quiet running

The EasyFlow pick-up pivots sideways and is known as the pick-up that clears the field effectively even in the most difficult conditions and at high work rates. More than that, its rugged build with very few moving parts gives an exceptionally dependable performance.



The EasyFlow pick-up

The EasyFlow pick-up offers a 2,150 mm work width (DIN 11220) for ultimate work rates. It gathers wide swaths and feeds the material in an extremely consistent flow to the feed rotor. Thanks to the generous width it is not necessary to travel through very tight turns while the machine is baling. More than that, the pivoting and spring-loaded EasyFlow provides perfect ground contouring even in very rough terrain.



The double tines

The tines are 6 mm thick and have large-diameter coils – two properties that make them particularly resistant and hard-wearing. Spaced a 55 mm, they are arranged in a ‘W’ line on the pick-up. This staggered arrangement cuts out the risk of peak loads, because it avoids all tines being in work at the same time. As a result, the crop is always fed in a consistent flow and across the full working width - even in heavy crops, sloping fields or in curves.



Better without cam track

KRONE had good reasons for opting against cam track controlled tines on the EasyFlow pick-up. Instead of using many moving parts that are prone to wear, KRONE prefers special strippers that ensure the angle and length of the tines is always correct.



The crop press roller

The crop press roller supports the work of the pick-up by detecting the size of the swath and preparing it for effective gathering. Its height is adjusted easily to adapt to the current crop, the swath volume and ground speed.



The guide wheels

The EasyFlow pick-up is guided by two small side-mounted gauge wheels. The pick-up height is changed by refitting a pin in a hole pattern.




The KRONE feed rotor

The KRONE XCut cutting system


- **Powerful crop feed** - by a large-diameter rotor
- **Quiet running** - thanks to helical tine rows
- **Continuous flow** - for a consistent crop feed
- **Sharp blades** - for superior cutting quality

The feed rotor and the cutting rotor that make up the XCut cutting system stand out for superior crop feeds, quiet running and absolute reliability while delivering excellent quality cuts.




The feed rotor

Measuring 53cm in diameter, the KRONE feed rotor with its two V-type rows of tines delivers a powerful, reliable and absolutely consistent crop flow into the bale chamber.



The rotor cutter

Featuring three rows of tines and a massive 53 cm diameter, the powerful XCut rotor has the capacity to provide consistent crop flows and ensure precision cuts while spreading the material across the full width of the feed chamber, which is essential for forming firm edges.



The quality of cut

The double tines pull the crops consistently through the blades. The gap between the tines and the blades is extremely small so that not a single haulm will pass the blades without cutting. This so-called controlled cut is very power efficient.



The driveline

The cutting rotor is powered by oversize spur gears which cope with the highest possible loads. They provide the rotor with the most dependable drive even in less than uniform swaths.



The feed chamber

Should the feed chamber block up in difficult conditions, the operator can simply lower the blade cassette hydraulically to remove the blockage easily and quickly. The hydraulic blade group control system will automatically retract the blades to clear the chamber and allow the crop to flow again.





The KRONE XCut cutting system



The blades

The blades have long, curved cutting edges, which give particularly fuel-efficient cuts as the grass is pulled past them. Their wavy edges cut all types of crops precisely and stay sharp longer. All blades in the cassette are identical and interchangeable.




Changing the blades

To fit or remove the blades, simply lower the cassette. Then release all springs on the individual blades in one operation and remove the blades conveniently from above.



Individual blade protection

The blades are spring loaded, which allows them to break back when hitting an object and then resume their working position automatically when the object has passed, a system that results in dependable and high-quality cuts.



The blade spacing

Depending on the required length of cut, the blade cassette of the XCut cutting system has a maximum of 17 or 26 blades. When 8, 9 or 17 blades are in working position, the blades are spaced at 128 mm or 64 mm whereas the use of 13 or 26 blades reduces the spacings to 84 mm or 42 mm.



Manual blade group control

The manual control is a long lever that takes little effort to operate. Retracting half the number of blades doubles the length of cut and retracting all blades terminates all cutting.



Hydraulic blade group control

The hydraulic blade group control system is an option and the system is operated from the tractor seat, hence saving valuable time.



The KRONE NovoGrip belt-and-slat elevator

- **Strong and powerful** - the heavy-duty design
- **Maximizing pressures** - unmatched bale densities
- **Quiet running** - smoothest operation
- **Light and easy** - for low input power
- **Saving time** - no servicing required



NovoGrip is an endless belt-and-slat elevator that is made up of rubber fabric belts and horizontal metal slats that form high-density and well-shaped bales. NovoGrip offers ultimate strength and longevity and forms perfect bales from the heaviest silage.



The NovoGrip belt-and-slat elevator

Thanks its special design, the NovoGrip belt-and-slat elevator suits all types of crops - straw and hay, wilted material and wet silage, performing reliably in all these conditions and treating the crop gently as the slats mesh with the bale for maximum densities and effective bale roll.



The NovoGrip belts and slats

The robust and endless rubber fabric belts with metal slats achieve unsurpassed baling densities. The system relies on an extremely high tension of the belts that effectively transfers the drive power to the bale. The slat holders mount well protected between the rubber lugs and are bolted in bushes for great durability.




The NovoGrip belts

The core of a NovoGrip belt is made up of tear-resistant layers of plastic and fabric to which two layers of rubber lugs are vulcanised. This particular design accounts for the unique strength, elasticity, and longevity of these belts.



The pulleys

The NovoGrip belt-and-slat elevator is driven and directed by massive pulleys and sprockets, which ensure the belt copes with the highest loads and is extremely durable.



The driveline

The strong chains withstand any strain. Spring-loaded chain tensioners reduce service and maintenance and extend the service life of the chains.



The KRONE wrapping system

- **Versatile and flexible** - applying net, peripheral film and twine
- **Reliable and efficient** - a short way to the bale
- **Great visibility** - the operator watches the process on the move
- **Easy use** - tying starts automatically

The Comprima twine / net / peripheral film wrapping system is extremely reliable and easy to use.



Applying net, peripheral film and twine

The net wrap system is standard specification but you can also opt for the peripheral film wrap unit. This type of stretch film, which runs 1.28 m wide and is adhesive on one side, increases the quality of silage bales, because it exerts a greater pressure on the outer layers of the bale, reducing the amount of air trapped in it and making it easier to break up on the feeding floor.



Fitting the roll

The wrapping unit is at the front end of the machine where the operator can easily watch what is going on. An LED light bar is an option here. The operator conveniently stands in front of the machine to replace the roll. He simply swings out the shaft, slides the fresh roll onto it and returns the shaft into position. The storage compartment above the shaft stores up to two spare rolls of net or film.




The full width

The wrapping unit applies the net or film across the full width of the bale and covers its edges. KRONE has eliminated stretching the film at the start of wrapping and gathering it before cutting, which saves time and material.



The clean cut

The knife cuts the net or film across its full width. After a latch is released, the knife swings into the tensioned net or film and applies a clean cut.



The well-shaped bales

The brake for the net/film and the bracket that spreads the film to bale width ensure an effective and full-cover wrap.





The KRONE wrapper

- **Saving time** - two dispenser arms
- **Dependable & reliable** - effective bale roll on the table
- **Clean film cuts** - by controlled blades
- **Tidy wraps** - generous overlap

The Comprima wrapper wraps the bales fast and reliably – also in difficult conditions and in sloping fields.



The wrapping table

The table on the Comprima wrapper forms a deep cradle and has big bobbins on either side that fix the faces of the bale as it is being rolled – an ideal setup for dependable operation in sloping fields.



Film widths and number of wraps

The wrapper takes 75 cm and 50 cm wide film material. The individual film width is set very easily and the number of wraps (4, 6, 8 or 10) is selected on the control box. No matter which film width you choose, the layers overlap generously. Integral non-contact sensors detect any film break very dependably.



The film cutters

The film cutters are particularly reliable. As the table starts tipping to unload the bale, the cutters perforate the film that is stretched by the right and left dispensers. The film breaks at these perforations when the bale is dropped to the ground.



The film roll compartments

There are two large film roll compartments on either side of the machine which store up to 10 spare rolls of film, protecting them from rain and dust. Powerful LED lights are also available as an option in this area. The film roll holders fold down for convenient removal and refills.



The rubber mat and the bale turner

The rubber mat is standard specification and protects the film from damage as it is placed on the ground. The optional bale turner turns the bale gently on its face. If it is not required, it is simply folded up against the wrapping table. No need to remove it.



Unloading the bales in pairs


If not used for wrapping, the table can be used for depositing the bales in pairs, which leads to great time savings in clearing the field.



KRONE – Easy servicing

- **Convenient and safe** - easy access to all service points
- **Automatic lubrication** - one lubricator attends to all chains
- **Saving time** - grease banks make servicing a quick job
- **Reliable & on time** - automatic chain tensioning

Designed to deliver highest densities and outputs, Comprima offers even more. It also offers an uncluttered design and exemplary accessibility, making the machine particularly easy to service. Grease banks and the automatic chain lubrication system reduce the time that is required for service and maintenance to a minimum.



The sprockets on the side

The sprockets have large diameters to minimize the strain on the chain. This in combination with the automatic chain tensioner leads to a significant reduction of wear and as such to time and cost savings.



The automatic chain lubricator

A central chain lubricator with eccentric pump and a large 7l reservoir reduce the time spent on servicing the machine to a minimum and makes Comprima an even more reliable and cost-effective machine. The rate at which the oil is supplied to the chains is set on the pump.



The grease banks

All grease points are grouped into easy-access grease banks, saving time at higher comfort.



The hydraulic oil filter

For utmost reliability, the hydraulic system on Comprima V, CF and CV has an upstream oil strainer that indicates visually the level of oil contamination.



The KRONE on-board electronic system and the operator terminals

- **Take your choice** - our control units suit all needs
- **User friendly** - clear and user-friendly interfaces
- **ISOBUS compatible** - connecting with the tractor terminal
- **Pioneer technology** - for optimum machine control

The KRONE Medium electronic system brings fun to field work, making the Comprima round balers easier to use and notching up the work rate. KRONE offers a choice of four different terminals that cater for two different applications and needs.



The Alpha control unit

Operators use the ALPHA control unit to set and check on the number of net wraps applied. It also displays information on the final bale diameters and density, gives audible alarms that indicate the automatic or manual start of the net wrapping or tying cycle.



The Beta II operator terminal

The easy-to-use Beta II terminal offers a 4.3-inch colour display screen and a easy-use touch pad with eight well-grouped keys. The unit displays baling pressures, bale diameters, start of tying/wrapping and bale counts and allows operators to retrieve all spool and sensor functions.



The Delta operator terminal

Delta has a 5.5-inch touch screen, a touch pad with 12 function keys and a dial, allowing operators to retrieve information on spool, sensor and diagnosing functions as well as yield data.



The CCI CI 1200 operator terminal

Offering a large 12-inch colour touch screen, CCI 1200 displays the machine controls and camera footage side by side on the same screen. CCI 1200 is ISOBUS compatible and therefore a universal terminal that is ready for use on other machines as well.



The joystick and the camera

For added operator comfort, it also has inputs for an optional joystick (WTK) with customizable controls and for a CCTV camera and screen.



Existing tractor terminals

If the terminal on the tractor is ISOBUS compatible, it can log into the on-board electronic system of Comprima X-treme, which will then control the baler. There is no need for another extra terminal – a great boon for the user.



The KRONE twine, net and film wraps

- **Always the correct wrap** - net, twine and film wraps in KRONE quality
- **High-quality material** - resistant to tear and puncture
- **Tailored to the application** - quality wraps for all harvest conditions

The nets, twines and films from KRONE are always a cost-effective choice. These high-quality products give the best possible wraps and silage results and ultimately help to produce the best possible animal feed.



KRONE excellent Edge and SmartEdge net wraps

This universal KRONE net spreads exactly from edge to edge and is the best option in any crop and for every round baler. A 'smart' version of this well-proven and high-end net wrap is also available and is an excellent option for customers who look for a less high-end product.



The KRONE excellent RoundEdge net wrap

The excellent RoundEdge film now offers even better edge to edge spreading technology than excellent Edge, protecting the perfectly shaped bales from the ingress of moisture and loss due to fragmentation.



The KRONE excellent StrongEdge net wrap

This is the extra strong net among the KRONE net wrap products. Knurling two threads into one warp thread, this net offers an enormous resistance to tearing, has larger meshes and excellent UV-stability – properties that make it particularly suitable for use in hot and sunny regions and coarse material.



The KRONE excellent Round Baler Twine

This twine is the high-strength and high-quality option for round balers with twine tying systems.



The KRONE excellent Slide film wrap

The KRONE excellent Slide film wrap with five layers and a 25 µm thickness is a high-quality product that offers the best possible silage results and highest fodder quality.



The KRONE excellent Slide Extra film wrap

Manufactured to a specific technology, this film offers a particularly high oxygen barrier and a thickness of just 21 µm. This adds 400 m to each roll of film and cuts down the number of stops for replacement.



The KRONE excellent Slide Smart film wrap

This film wrap is a very cost-effective, 3-layer film wrap that offers all the good wrapping features. This wrap is used by KRONE customers around the world who operate their machines in normal conditions.



The KRONE excellent RoundWrap peripheral film

The KRONE excellent RoundWrap peripheral film is used instead of net wrap. The 5-layer film covers the bale over the edges and maintains the bale shape thanks of its excellent adhesive quality and so adds even more quality to your silage.

Technical data

KRONE Comprima round balers and combination baler wrappers

- 5 model ranges of Comprima round balers with fixed, semi-variable or variable bale chamber
- 2 model ranges of combination baler wrappers with semi-variable or variable bale chamber

		Comprima with fixed bale chamber	
		Round balers	
		F 125	F 125 XC
Bale size (Ø x width) (*in 5 cm increments, **stepless)	Approx. m	1.25x1.20	1.25x1.20
XCut rotor cutter 17 blades for the shortest chop length 26 blades for the shortest chop length	approx. mm approx. mm	- -	Standard specification 64 42
Machine dimensions (lxw*xh*) (*depending on tyres fitted)	Approx. m	4.70 x 2.61 x 2.65	4.70 x 2.61 x 2.65
Tractor input down to specific crop, machine specification and conditions	Approx. kW/ hp	48/65	48/65
Tractor attachment 40mm hitch ring K 80 Hitch ball K 80		Standard Option	Standard Option
Pick-up (5 rows of tines) Pick-up width	Approx. m	2.15	2.15
Wrapping system Net Film Quad twine		Standard Option Option	Standard Option Option
Axles Single axle (unbraked) Single axle with air brake Tandem axle (unbraked) Tandem axle with air brake		Standard Option - -	Standard Option - Option
Tyres 15.0/55-17 10 PR 500/50-17 10 PR 500/55-20 12 PR		Standard Option -	Standard Option Option
Operator terminals Beta II Delta CCI 1200		Option Option Option	Option Option Option
No. of spools required		2 sa	2 sa
Optional accessories		Driveshaft with cam clutch, bale ejector, control units, various KRONE ISOBUS components, camera systems, hydr. stand, reversing system, LED work lights	Bale ejector, control units, various KRONE ISOBUS components, camera systems, hydr. stand, hydr. blade group control



Comprima with semi-variable bale chamber

Round balers		Combination baler wrapper
F 155	F 155 (XC)	CF 155 XC
1.25-1.50*x1.20	1.25-1.50*x1.20	1.25-1.50*x1.20
-	Standard specification	Standard specification
-	64	64
-	42	42
4.70 x 2.61 x 3.15	4.70 x 2.61 x 3.15	6.578 x 2.96 x 3.41
51/70	51/70	74/100
Standard Option	Standard Option	Standard Option
2.15	2.15	2.15
Standard Option Option Option	Standard Option Option Option	Standard Option - -
Standard Option - Option	- Standard - Option	- - - Standard
Standard Option -	Standard Option Option Option	- Standard -Option
Option Option Option	Option Option Option	- Option Option
2 sa	2 sa	1 sa
Driveshaft with cam clutch, bale ejector, control units, various KRONE ISOBUS components, hydr. stand, camera systems, reversing system, LED work lights	Bale ejector, control units, various KRONE ISOBUS components, camera systems, hydr. stand, hydr. blade group control, LED work lights	Control units, various KRONE ISOBUS components, camera systems, hydr. stand, wheeled bale turner, hydr. blade group control, LED work lights

Technical data

KRONE Comprima round balers and combination baler wrappers

- 5 model ranges of Comprima round balers with fixed, semi-variable or variable bale chamber
- 2 model ranges of combination baler wrappers with semi-variable or variable bale chamber


		Comprima with variable bale chamber	
		Round balers	
		V 150	V 150 XC
Bale size (Ø x width) (*in 5 cm increments, **stepless)	Approx. m	1.00-1.50x1.20	1.00-1.50x1.20
XCut rotor cutter 17 blades for the shortest chop length 26 blades for the shortest chop length	approx. mm approx. mm	- -	Standard specification 64 42
Machine dimensions (l x w*x h*) (*depending on tyres)	Approx. m	4.99x2.61x2.99	4.99x2.61x2.99
Tractor input down to specific crop, machine specification and conditions	Approx. kW/ hp	51/70	51/70
Tractor attachment 40mm hitch ring K 80 Hitch ball K 80		Standard Option	Standard Option
Pick-up (5 rows of tines) Pick-up width	Approx. m	2.15	2.15
Wrapping system Net Film Quad twine		Standard Option Option	Standard Option Option
Axles Single axle with air brake Tandem axle with air brake		Standard Option	Standard Option
Tyres 15.0/55-17 10 PR 500/50-17 10 PR 500/50-17 12 PR 500/55-20 12 PR		Standard Option - Option	Standard Option - Option
Control units Beta II Delta CCI 1200		Option Option Option	Option Option Option
No. of spools required		2 sa, free return line	2 sa, free return line
Optional accessories		Driveshaft with cam clutch, bale ejector, control units, various KRONE ISOBUS components, camera systems, electrical pressure control, hydr. stand, floor roller shut-off system, reversing system, LED work lights	Bale ejector, control units, various KRONE ISOBUS components, camera systems, electrical pressure control, hydr. stand, floor roller shut-off system, hydr. blade group control, LED work lights



Comprima with variable bale chamber			
Combination baler wrapper	Round balers		
CV 150 XC	V 180	V 180 XC	V 210 XC
1.00-1.50x1.20	1.00-1.80x1.20	1.00-1.80x1.20	1.00-2.05x1.20
-	Standard specification	Standard specification	Standard specification
-	64	64	64
-	42	42	42
7.24x2.96x3.08	5.29x2.61x3.15	5.29x2.61x3.15	5.53x2.61x3.15
74/100	59/80	59/80	81/110
Standard Option	Standard Option	Standard Option	Standard Option
2.15	2.15	2.15	2.15
Standard Option	Standard Option	Standard Option	Standard Option
-	Option	Option	-
Standard	Standard Option	Standard Option	Standard Option
-	Standard Option	Standard Option	-
Standard Option	Option	Option	Standard Option
-	Option	Option	Option
Option	Option	Option	Option
Option	Option	Option	Option
1 sa	2 sa, free return line	2 sa, free return line	2 sa, free return line
Control units, various KRONE ISOBUS components, camera systems, electr. baling pressure control, hydr. stand, wheeled bale turner, hydr. blade group control, LED work lights	Driveshaft with cam clutch, bale ejector, control units, various KRONE ISOBUS components, KRONE SmartConnect, camera systems, electrical pressure control, hydr. stand, floor roller shut-off system, reversing system, LED work lights	Control units, various KRONE ISOBUS components, camera systems, hydr. stand, wheeled bale turner, hydr. blade group control, LED work lights	Control units, various KRONE ISOBUS components, camera systems, hydr. stand, wheeled bale turner, hydr. blade group control, LED work lights

The Bernard Krone agricultural machinery

Perfect in every detail



Innovative, proficient and close to our customers – these are the keywords that mark the philosophy of our family-owned company. As a forage specialist, KRONE manufactures disc mowers, tedders, rakes, forage wagons, round and square balers as well as the high-capacity and self-propelled BiG M mower conditioners and our BiG X forage harvesters. Quality made in Spelle – since 1906

Ihr KRONE Vertriebspartner



Maschinenfabrik Bernard KRONE GmbH & Co. KG

Heinrich-Krone-Straße 10
D-48480 Spelle

Telefon: +49 (0) 5977.935-0
Telefax: +49 (0) 5977.935-339

info.ldm@krone.de | www.krone.de